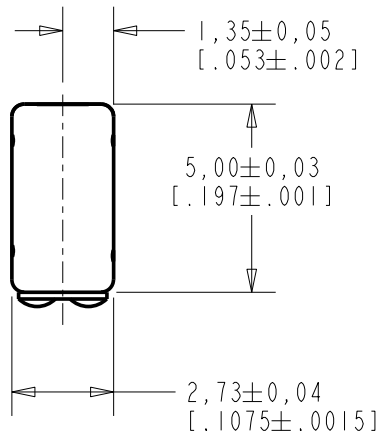


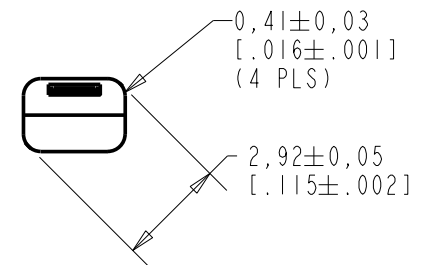
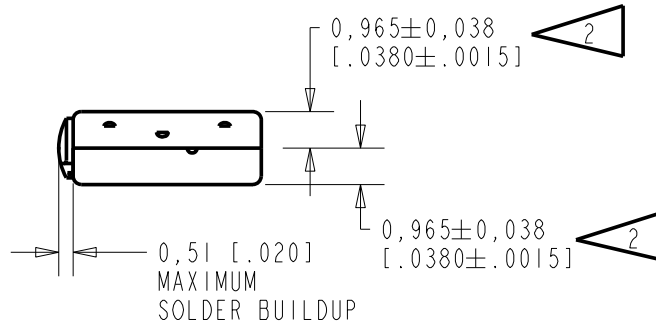
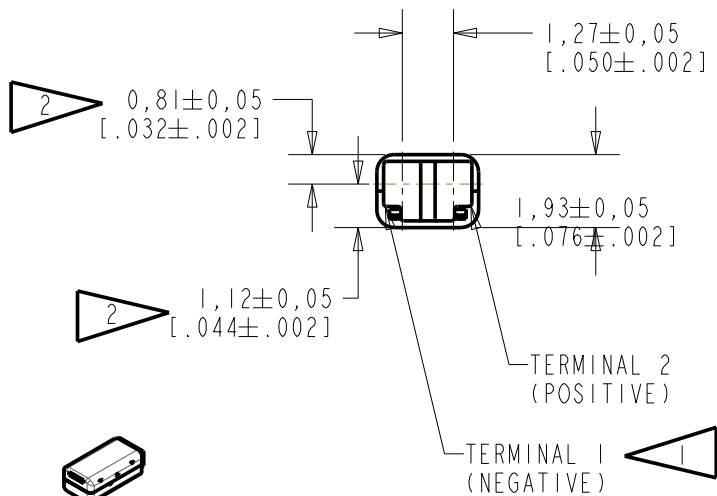
WBFK-30042-000

SHT 1.1



NOTES:

- 1 A POSITIVE GOING VOLTAGE AT TERMINAL 2, RELATIVE TO TERMINAL 1, CAUSES A DECREASE IN PRESSURE AT THE SOUND OUTLET.
- 2 LOCATED FROM TWO SURFACES FOR CUSTOMER CONVENIENCE. ONLY APPLICABLE FROM ONE SURFACE, NOT TO BE USED TOGETHER.



SCALE 2:1

DIMENSIONS IN MILLIMETERS [INCHES]

Revision	C.O. #	Implementation Date	RELEASE LEVEL	REVISION
C	CI0108259P	12-31-08	Active	C
B	CI0104980	10-18-06		
A	CI0104619	7-27-06		

SCALE:	5:1	DR. BY	DATE
DO NOT SCALE DRAWING		SDZ	7-27-06
TITLE:	RECEIVER	CK. BY	DATE
	OUTLINE DRAWING	GJP	7-27-06
	WBFK-30042-000	APP. BY	DATE
	SHT 1.1	GJP	7-27-06

KNOWLES ELECTRONICS
ITASCA, ILLINOIS U.S.A.

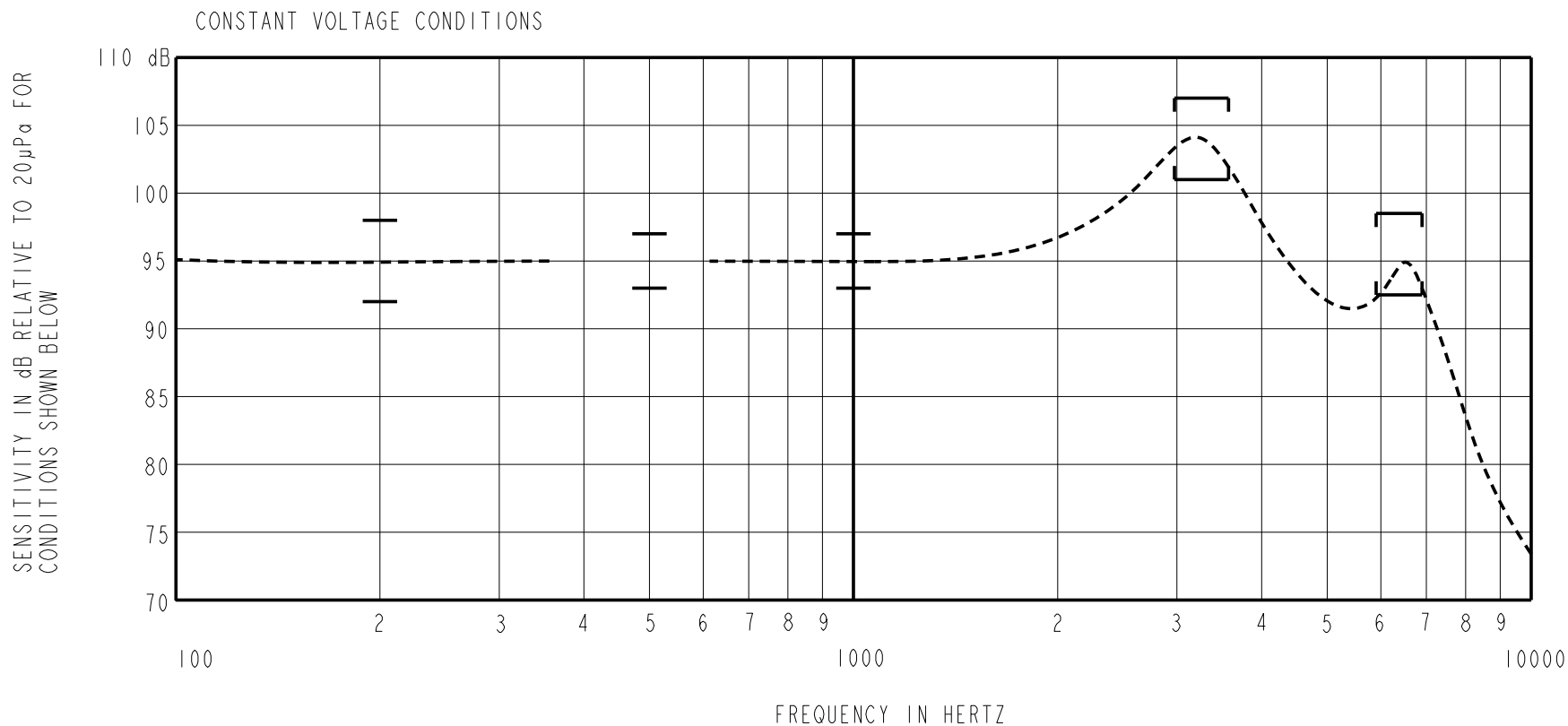
AN UNDAMPED MAGNETIC BALANCED ARMATURE RECEIVER WITH AN EXTENDED HIGH FREQUENCY RESPONSE INTENDED FOR USE IN CIC HEARING INSTRUMENTS.

NO DAMPING

WBFK-30042-000

SHEET 2.1

NOTE: SPECIFICATIONS FOLLOWED BY AN ASTERISK (*) ARE 100% TESTED.



ACOUSTICAL

SENSITIVITY*
 DEVICE WILL PRODUCE THE SPL LISTED BELOW UNDER TEST CONDITION IN TABLE 3.
 NOMINAL SENSITIVITY AT 1kHz IS dB RELATIVE TO 20 µPa. ALL OTHER VALUES IN dB RELATIVE TO THE SENSITIVITY AT 1kHz.

FREQUENCY (Hz)	MINIMUM	NOMINAL	MAXIMUM
200	-3.0	0.0	+3.0
500	-2.0	0.0	+2.0
1000	-2.0	95.0	+2.0
2975-3575	+6.0	+9.0	+12.0
5900-6900	-2.5	+0.5	+3.5

TABLE 1

TOTAL HARMONIC DISTORTION*
 DEVICE WILL NOT EXCEED TOTAL HARMONIC DISTORTION LEVELS LISTED BELOW.

FREQUENCY (Hz)	AC DRIVE (V rms)	DC BIAS (V)	LIMIT (%)
1058	0.211	0	5
1588	0.211	0	5
1588	0.595	0	10

TABLE 2

TEST CONDITIONS

NOMINAL SOURCE VOLTAGE	0.211 V rms, 0 mA V DC BIAS
SOURCE IMPEDANCE	<1 Ohm
TUBING	10mm [.394"] LONG, 1mm [.039"] I.D.
COUPLER CAVITY	2 CM ³ , SIMULATED ANSI S3.7 TYPE HA-3 (IEC 126)

TABLE 3

ELECTRICAL

DC RESISTANCE	100 Ohms ± 10%*
IMPEDANCE @ 500 Hz	111 Ohms ± 15%*
IMPEDANCE @ 1kHz	124 Ohms ± 15%*

TABLE 4

ISOLATION: CASE WILL BE ELECTRICALLY ISOLATED FROM THE COIL CIRCUIT.*

MECHANICAL

PORT LOCATION: 12N
 SOLDER TYPE: SAC305

TEMPERATURE

OPERATING: SENSITIVITY AT 500 Hz WILL NOT VARY MORE THAN +1 / -3 dB FROM -17°C TO 63°C.
 STORAGE: -40°C TO 63°C.

Revision	C.O. #	Implementation Date	RELEASE LEVEL	REVISION
C	C10108259P	12-31-08	Active	C
B	C10104980	10-18-06		
A	C10104619	7-27-06		

KNOWLES ELECTRONICS
 ITASCA, ILLINOIS U.S.A.

WHEN TEST LIMITS ARE USED TO ESTABLISH INCOMING INSPECTION ACCEPTANCE/REJECTION CRITERIA, CORRELATION OF TEST EQUIPMENT WITH KNOWLES IS ALSO REQUIRED FOR ELIMINATION OF EQUIPMENT AND TEST METHOD VARIATION

TITLE: **RECEIVER**
 PERFORMANCE SPECIFICATION

WBFK-30042-000
SHT 2.1

DR. BY	DATE
SDZ	7-27-06
CK. BY	DATE
GJP	7-27-06
APP. BY	DATE
GJP	7-27-06