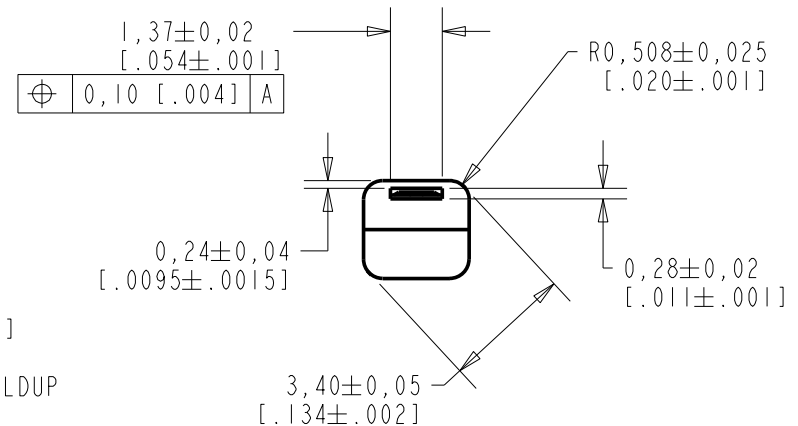
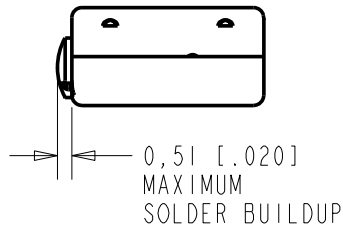
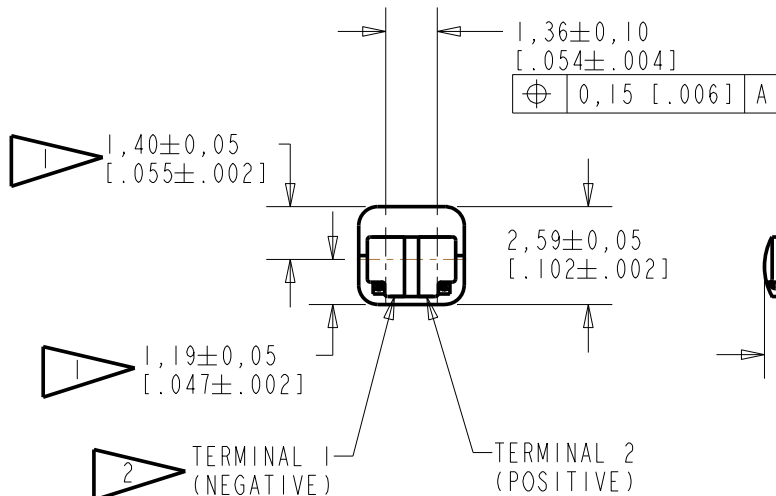
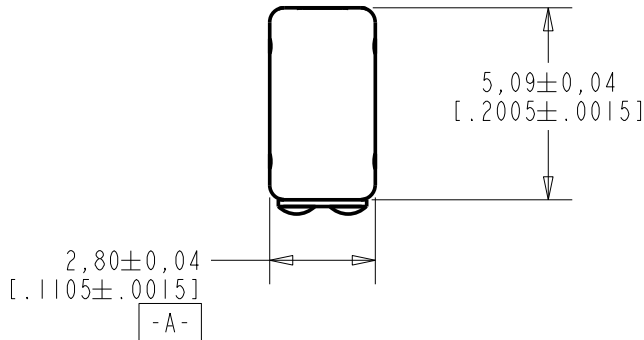


FH-26757-000

SHT 1.1

NOTES:

- 1 LOCATED FROM TWO SURFACES FOR CUSTOMER CONVENIENCE. ONLY APPLICABLE FROM ONE SURFACE, NOT TO BE USED TOGETHER. HORIZONTAL LOCATION FOR TERMINAL CENTERED TO $\pm 0,17$ [.007].
- 2 A POSITIVE GOING VOLTAGE AT TERMINAL 2, RELATIVE TO TERMINAL 1, CAUSES A DECREASE IN PRESSURE AT THE SOUND OUTLET.



SCALE 2:1

NOMINAL WEIGHT
.18 GRAMS

DIMENSIONS IN MILLIMETERS [INCHES]

Revision	C.O. #	Implementation Date	RELEASE LEVEL	REVISION
C	C10108553	12-19-08	Active	C
B	C10103998	3-7-06		
A	C10103106	9-15-05		

SCALE: 5:1

DO NOT SCALE DRAWING

TITLE: RECEIVER

FH-26757-000

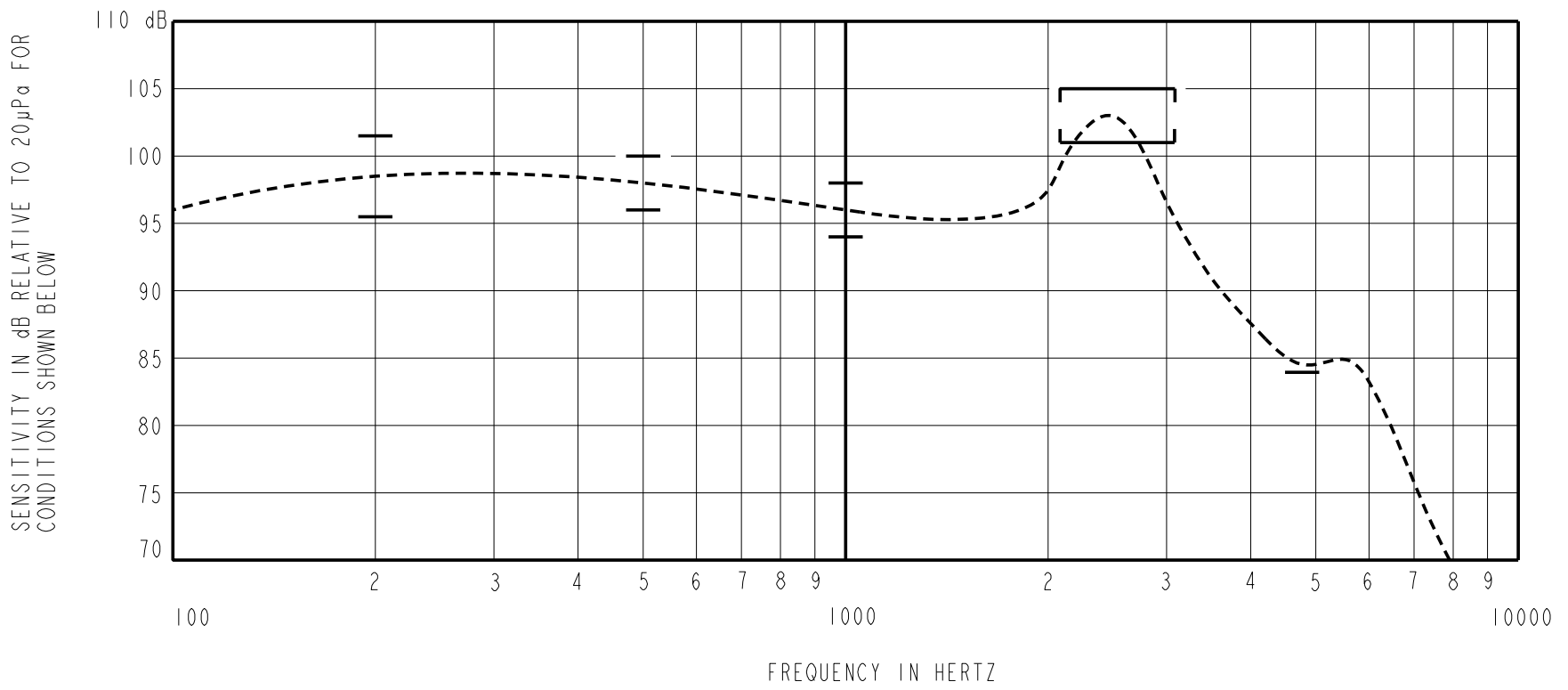
OUTLINE DRAWING

SHT 1.1

DR. BY	DATE
MMM	9-15-05
CK. BY	DATE
GJP	9-20-05
APP. BY	DATE
GJP	9-20-05

KNOWLES ELECTRONICS
ITASCA, ILLINOIS U.S.A.

CONSTANT VOLTAGE DRIVE CONDITIONS



ACOUSTICAL

SENSITIVITY

DEVICE WILL PRODUCE THE SPL LISTED BELOW UNDER TEST CONDITIONS DESCRIBED IN TABLE 3. NOMINAL SENSITIVITY AT 1kHz IS dB RELATIVE TO 20µPa. ALL OTHER VALUES IN dB RELATIVE TO THE SENSITIVITY AT 1kHz.

FREQUENCY (Hz)	MINIMUM	NOMINAL	MAXIMUM
200	-0.5	+2.5	+5.5
500	0.0	+2.0	+4.0
1000	-2.0	96.0	+2.0
2100 - 3100	+5.0	+7.0	+9.0
4500	-12.0	---	---

PORT LOCATION: 12N

TABLE 1

TOTAL HARMONIC DISTORTION

DEVICE WILL NOT EXCEED TOTAL HARMONIC DISTORTION LEVELS LISTED BELOW.

FREQUENCY (Hz)	AC DRIVE (V rms)	DC BIAS (V)	LIMIT (%)
500	0.352	0	10
870	0.125	0	5
1300	0.125	0	5

TABLE 2

TEST CONDITIONS

NOMINAL SOURCE VOLTAGE	0.125 V rms, 0 mA DC BIAS
SOURCE IMPEDANCE	<1 Ohm
TUBING	10mm [.394"] LONG, 1mm [.039"] I.D.
COUPLER CAVITY	2 CM ³ , SIMULATED ANSI S3.7 TYPE HA-3 (IEC 126)

TABLE 3

ELECTRICAL

DC RESISTANCE	58 Ohms ± 10%
IMPEDANCE @ 500 Hz	90 Ohms ± 15%
IMPEDANCE @ 1kHz	130 Ohms ± 15%

TABLE 4

ISOLATION: CASE WILL BE ELECTRICALLY ISOLATED FROM THE COIL CIRCUIT.

TEMPERATURE: OPERATING SENSITIVITY WILL NOT VARY MORE THAN
+1/-3 dB FROM -17°C TO 63°C
STORAGE: -40°C TO 63°C

Revision	C.O. #	Implementation Date	RELEASE LEVEL	REVISION
C	C10108553	12-19-08	Active	C
B	C10103998	3-7-06		
A	C10103106	9-15-05		
WHEN TEST LIMITS ARE USED TO ESTABLISH INCOMING INSPECTION ACCEPTANCE/REJECTION CRITERIA, CORRELATION OF TEST EQUIPMENT WITH KNOWLES IS ALSO REQUIRED FOR ELIMINATION OF EQUIPMENT AND TEST METHOD VARIATION			DR. BY	DATE
TITLE: RECEIVER PERFORMANCE SPECIFICATION			MMM	9-15-05
			FH-26757-000	
SHT 2.1			GJP	9-20-05
			GJP	9-20-05

KNOWLES ELECTRONICS
ITASCA, ILLINOIS U.S.A.